

Noble Niches

Preformed Recesses

Noble Niches are lightweight, durable and ready-to-tile.



New Additions:

- **Installs in minutes**
- **Waterproof & ready-to-tile**
- **Sized for better tile fit**
 - Niche corners are exaggerated to simplify installation of square tiles
- **Durable and lightweight**
- **Niches mount flush in 2" x 4" stud wall construction with 1/2" backer board**
- **Custom sizes and shapes available for larger quantity orders**



#2781 Corner Niche
for Showers



#278 Spice Rack
Niche for Kitchens



www.noblecompany.com



Form #NNC PD 04/11
Supersedes 07/09

Noble Niches



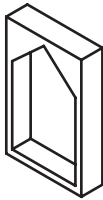
INSTALLATION

1. Cut and remove backer board from desired Niche area.
2. Insert Niche.
3. Install tile.

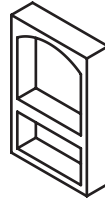
CAUTION: Read complete Niche Installation Instructions (Noble Company Form #NICHE INST) before installing.



#2781
Corner
Niche



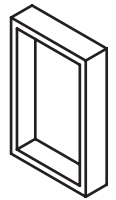
#302
Peaked
Niche



#303
Wide Arch
Combo Niche



#304
Wide Combo
Niche



#314
Rectangular
Niche



#278
Spice Rack
Niche



#301
Square Niche



#308
Soap Niche



#305
Narrow
Combo Niche



#306
Narrow Arch
Combo Niche



Noble Company produces products that make shower installations easier and faster -- saving installers time and money. View all of the different components for watertight shower systems at our website: www.noblecompany.com. Find a complete tile shower construction and installation resource on our website including:

- Product dimensions
- Specifications
- Useful planning tools
- CAD files
- Installation instructions
- Video demonstrations